

**Can make safety check before opening
the disconnecter for the regular inspection**

MINI DIGITAL CLAMP TESTER

AC CURRENT/LEAKAGE WITH
HI-VOLTAGE PHASE CURRENT DETECTION

MODEL-140HC



MULTI CLAMP METER !

Current
Detection

+

Load Current
Measurement

+

Leakage Current
Measurement

Easy!

Measurable Load Current at high voltage
CV/CVT cables with grounding lines for
shield phase.

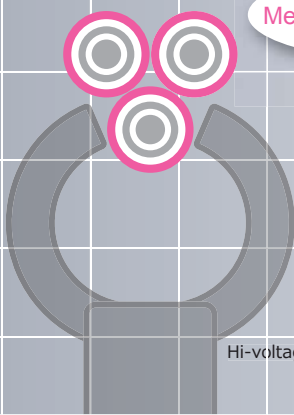
**Epoch-
Making!**

Can measure phase current of CVT cable
just by putting CT head on to the
conductors as well as CV cable just by
clamping CT to the conductors in a lump.

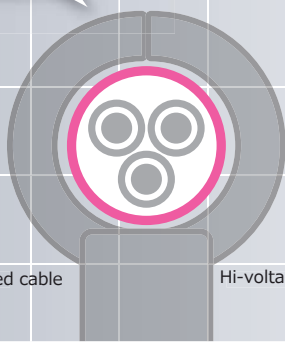
**Low
Cost!**

Can measure line/leakage
current in the same manner as
ordinary clamp meters.

Measurable Load Current !



Hi-voltage CVT shielded cable



Hi-voltage CV shielded cable

*Actual Size

Newly Developed For Security of Technical Field Workers

In the annual inspection for power receiving equipment, each test is done after released the disconnecter and in the condition of power off but it is very dangerous to release the disconnecter under the loading on condition, as it might have caused arc.

There are some equipment without pilot lamp, etc. showing no loading condition and are many fields where the final safety confirmation cannot be done with your own eyes.

Model M-140HC has been developed for security of technicians under such circumstances and can measure loading current at the grounding side of high voltage cable with grounding line for shielding phase.

Also, this model can measure load/leakage current in the same manner as ordinary clamp meters and can be used widely in various measuring fields.

Epoch-making Functions by Original Technique

- **Can measure load current of CVT cable just by putting CT head without clamping**
- **Can measure load current of 3 phase CV cable by clamping CT in a lamp.**
- **Can judge approximate cable length from charging current and diameter (no loading condition)**

SPECIFICATIONS

Measuring Functions	AC Leakage Current AC Line Current Phase Current of High Voltage Circuit(at shielded part with grounding)
Max.Applicable Conductor Diameter	φ40mm
Measuring Range	AC Current: 0~320mA/320A(50/60Hz) Phase Current: CVT Cable 0~16A CV Cable 0~48A
Range Switch	mA, A, CVT Phase Current, CV Phase Current
Measuring Method	Dual Integration Mode
Display	Max3200_reading_with_annunciators
Sampling Range	2 times/sec.
Length Display Switch	At Phase current range, approx. length of high voltage line will be displayed according to phase current value at the time of cutting off load.
Other Functions	Data Hold, Low Battery Indication, Auto Power Off, Over Range Display
Circuit Voltage	Less than AC600V (insulated conductors)
Withstanding Voltage	AC2000V/1 minute between outer case & core
Operating Temperature	0~40°C, less than 80%RH (w/o condensation)
Power Supply	AAA alkali battery x 3
Dimension/Weight	64(W)x193(H)x24(D)mm, approx. 190gs.
Standard Accessories	Battery x 3 (installed), soft carrying case, instruction manual

ACCURACY

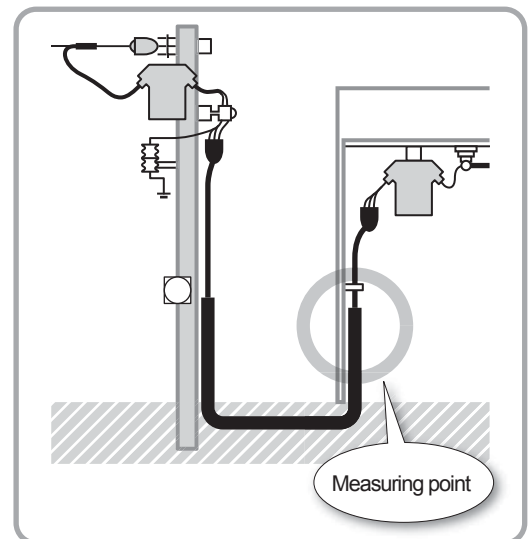
Range	Min. Resolution	Accuracy
mA	0.01mA	±1.2%rdg±5dgt
A	0.01A	0~200A ±1.2%rdg±5dgt
		200~250A ±3%rdg±5dgt
		250~300A ±5%rdg±5dgt
Phase Current CVT		Estimated Value
Phase Current CV		Estimated Value

*Current of CV/CVT measurement is estimated value. *Do not apply to high voltage cable without shield.

Field Measurement Examples

	At the time of loading	At the time of no loading
Example 1	13.9A	112.5mA
Example 2	10.6A	131.5mA
Example 3	14.1A	100.5mA

The current values between loading and no loading are largely different and the safety security can be confirmed sufficiently.



Let's Create
New Concepts of Instruments

MULTI MULTI MEASURING INSTRUMENTS CO.,LTD.

Head Office 1-26 Kanda Sakuma-cho, Chiyoda-ku, Tokyo 101-0025, JAPAN
TEL 03(3251)7013 FAX 03(3253)4278

Osaka Branch 3-2-2 Ekimae, Ibaraki-City, Osaka, 567-0888, JAPAN
TEL 072(631)5708 FAX 072(631)5713

Noda Factory 53-8 Miyazaki, Noda-City, Chiba 278-0005, JAPAN

Homepage www.multimic.com E-mail multi@multimic.com